

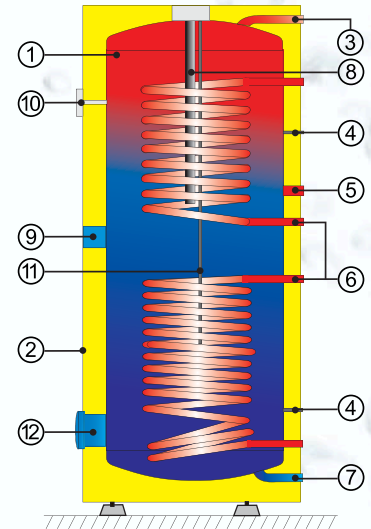
SOLAR WATER HEATERS

Stationary 1 MPa



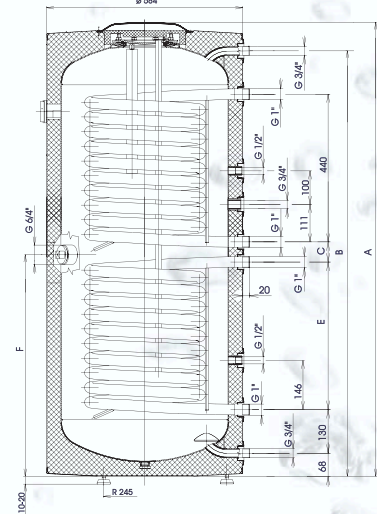
OKC 200 NTRR/SOL OKC 250 NTRR/SOL OKC 300 NTRR/SOL

- 1 Enamelled steel tank
- 2 Heater casing
- 3 Outlet for HUW
- 4 Holder for temperature sensor
- 5 Circulation
- 6 Tubular exchanger
- 7 Inlet for cold water
- 8 Mg anode
- 9 Hole for additional heating element
- 10 Thermometer
- 11 Vertical holder for temperature sensor – only for 200 and 250 litres
- 12 Cleaning and inspection hole – only for 300 litres

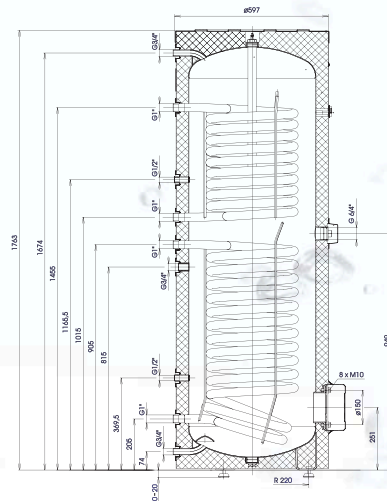


Typ	OKC 200 NTRR/SOL	OKC 250 NTRR/SOL
A	1352	1532
B	1268	1448
C	60	110
E	440	570
F	660	830

OKC 200 NTRR/SOL
OKC 250 NTRR/SOL



OKC 300 NTRR/SOL



Type	OKC 200 NTRR/SOL	OKC 250 NTRR/SOL	OKC 300 NTRR/SOL
Capacity (l)	200	245	295
Heater's diameter (mm)	584	584	597
Heater's height (mm)	1352	1532	1763
Weight (kg)	108	120	125
Max. operational overpressure in the tank (MPa)	1	1	1
Max. operational overpressure in the exchanger (MPa)	1	1	1
Max. temperature heating water (°C)	110	110	110
Max. HUW temperature (°C)	95	95	95
Heating surface of the lower/upper exchanger (m ²)	1/1	1.45/1	1.5/1
Capacity lower/upper exchanger (l)	7/7	9.5/7	10.5/7
Rated lower/upper exchanger output with temperature gradient 80/60 °C (kW)	24/24	32/24	35/24
Continuous HUW power lower/upper exchanger (l/hour)	670/670	990/670	1100/670
Heating period for HUW with a lower/upper exchanger (min)	28/16	28/16	24/16
Rated lower/upper exchanger output with temperature gradient 60/50 °C (kW)	13/13	20/13	21/13
Continuous HUW power lower/upper exchanger (l/hour)	330/330	490/330	517/330
Heating period for HUW with a lower/upper exchanger (min)	38/19	44/19	35/19
Heat loss (kWh/24 h)	1.4	1.73	1.9

*HUW - hot utility water 45 °C